

**P1** Main Visitor Parking  
**P2** Overflow Visitor Parking  
**PD2** Professional Office Building Parking Deck 2  
**Entrance**  
**Valet Parking**  
 Complimentary valet parking is available at the Atrium entrance of the hospital from 6 a.m. until 6 p.m., Monday through Friday. We encourage you to take advantage of this free service, especially on the day of discharge.



**BREATHE EASY**  
 We are tobacco free

**Mobile Infirmary Visiting Hours**

General visiting hours are from 8 a.m. to 8:30 p.m. Limit visits from friends and relatives to 20 minutes. Children under 12 years of age must be accompanied by an adult. Visiting hours of specialty areas are available at the nursing station.

**Intensive Care Unit Visiting Hours**

Visiting is encouraged from 8 a.m. until 8:30 p.m. Visitors arriving at or after 8:30 p.m. should register in the lobby before proceeding to the patient's room. Visits are limited to two people at a time, for more details please check the nursing station.

**Infirmary LTAC Hospital Visiting Hours**

(Located on the fourth floor of Mobile Infirmary)  
 Infirmary's Long Term Acute Care Hospital visiting hours are from 8 a.m. to 8 p.m., seven days a week. One family member or caregiver is allowed to stay with the patient in their room. Notify the nurse manager for a cot.

**J.L. Bedsole/Rotary Rehabilitation Hospital Visiting Hours**

(Located on the third floor of Mobile Infirmary)  
 General visiting hours are from 8 a.m. until 8:30 p.m. Patients are normally in therapy sessions Monday through Saturday from 8:30 a.m. to 4 p.m.

**Psychiatric Services Visiting Guidelines**

The following hour and times are so that visitations do not interfere with the patient's participation in the treatment program.

**General Psychiatric Unit (5100's)**

Monday – Friday 5 p.m. - 6 p.m.  
 Saturday – Sunday Noon - 1 p.m. and 5 p.m. - 6 p.m.

**Geriatric Unit (5200's)**

Monday – Sunday Noon - 1 p.m. and 5 p.m. - 6 p.m.

**Telephones**

- Local: dial 9 plus the seven digit number
- Long distance: dial 9 – 0 – area code and number  
 NOTE: long distance charges apply
- Patient rooms: dial 435 plus the patient room number between the hours of 6 a.m. and 10 p.m.
- Arrangements may be made for alternative means of communication by calling the Guestline at ext. 2020

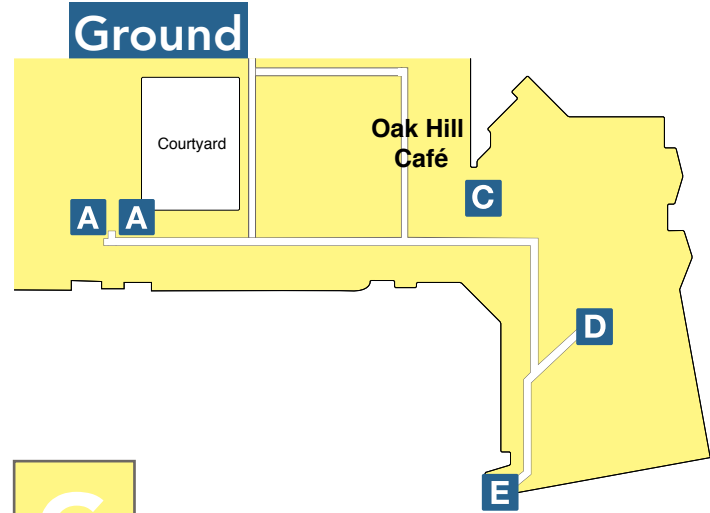
**Telephone Extensions**

Main Hospital/Operator.....	2400
Admitting.....	2547
Billing Inquiries.....	3541
Childbirth Education.....	2000
Financial Counseling.....	2547
Gift Shop.....	2242
Guestline.....	2020
Guesthouse.....	4801
Infirmary Home Care.....	450-3300
Infirmary Home Medical.....	478-5111
Pastoral Care.....	4003
Protective Services.....	3560
Quality Management.....	5705
Rapid Response Team.....	2020
Valet.....	7400
Volunteers.....	2187



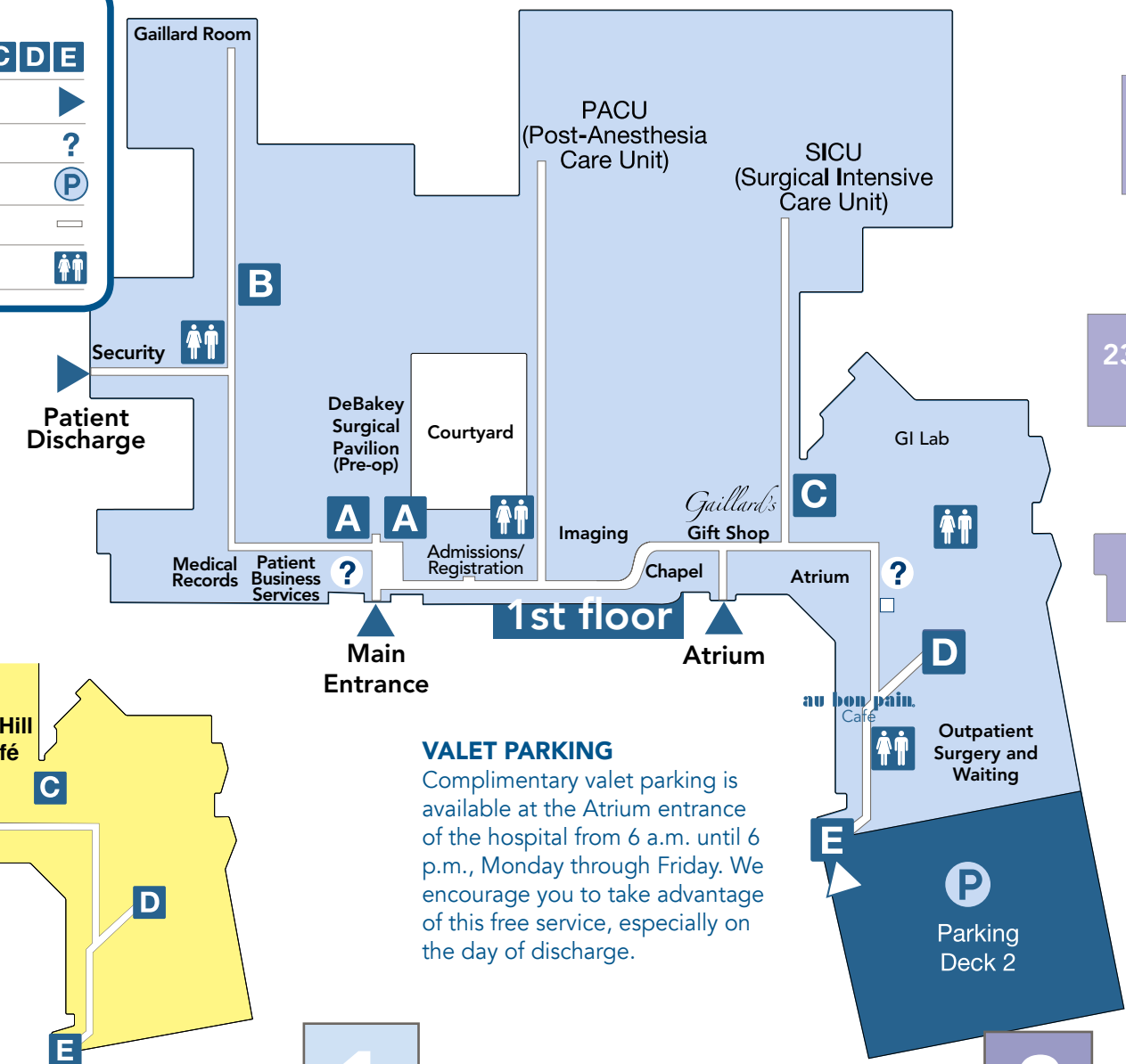
### Map Key

- Elevator Landmarks **A B C D E**
- Hospital Entrances **▶**
- Information **?**
- Parking Deck **P**
- Pathway (hallways & corridors) **—**
- Restrooms **♂ ♀**



**G** Floor

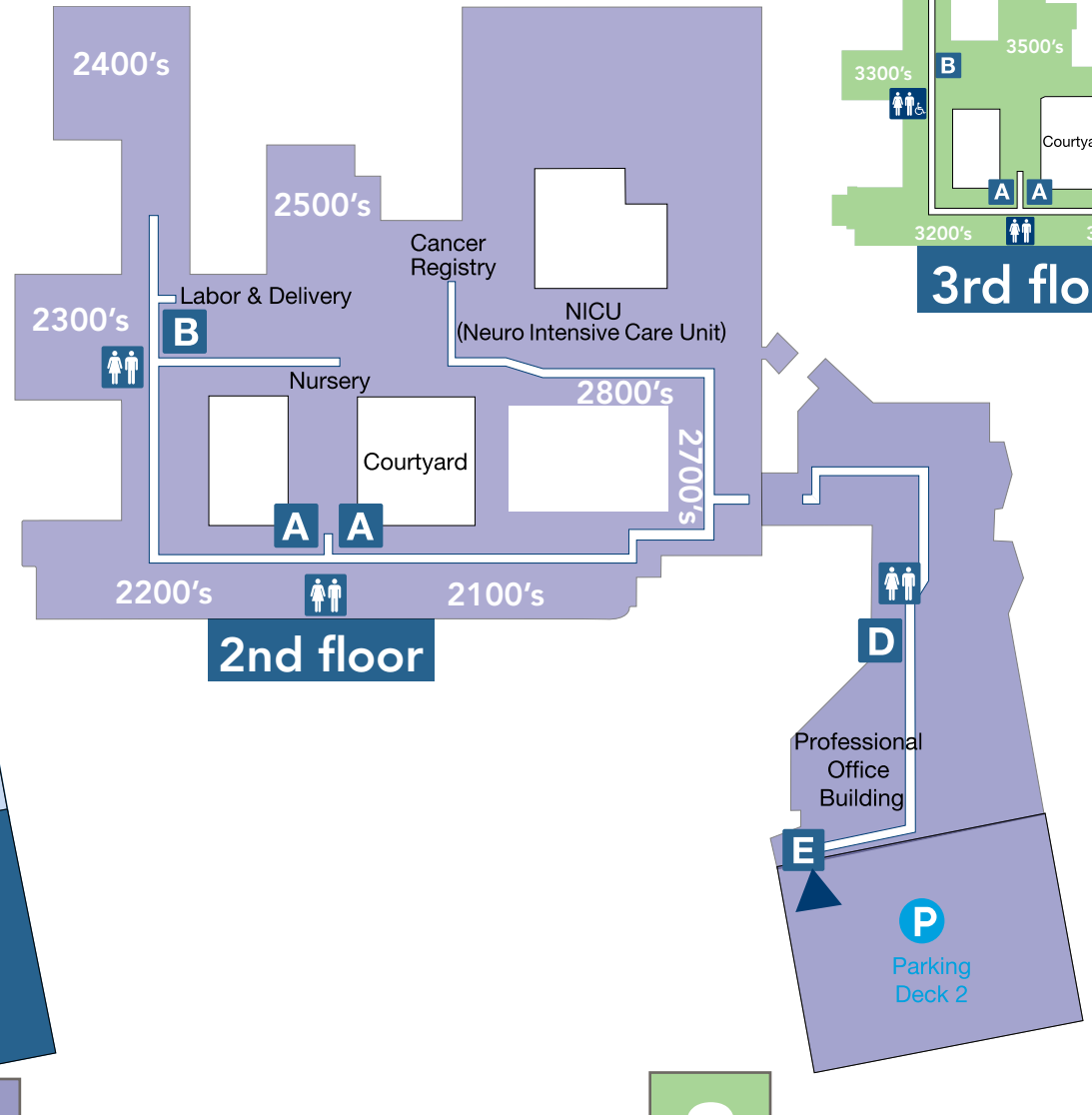
Location	Floor	Elevator
Auditorium	Ground	A
Emergency Room	Ground	E
MRI/CT Scan	Ground	C
Oak Hill Café	Ground	A
Pulmonary Services	Ground	A
Radiation Oncology	Ground	A



**1** Floor

Location	Floor	Elevator
Admissions/Registration	First	A
Au Bon Pain Café	First	E
Chapel	First	C
DeBaKey Surgical Pavilion (Pre-Op)	First	A
Gaillard's Gift Shop	First	A
Outpatient Surgery and Waiting	First	D
Post Anesthesia Care Unit (PACU)	First	A
Patient Business Services	First	A
Surgical Intensive Care Unit (SICU)	First	A

**VALET PARKING**  
Complimentary valet parking is available at the Atrium entrance of the hospital from 6 a.m. until 6 p.m., Monday through Friday. We encourage you to take advantage of this free service, especially on the day of discharge.



**2** Floor

Location	Floor	Elevator
2100's, 2200's, 2700's, 2800's	Second	A
2300's, 2400's, 2500's	Second	A
Childbirth Education Classroom	Second	B
Labor and Delivery	Second	B
Newborn Nursery	Second	A
Neurodiagnostics	Second	A
Neuro Intensive Care Unit (NICU)	Second	B
Patient Rooms 2100-2700's	Second	B
Pediatrics	Second	B
Pediatric Intensive Care Unit (PICU)	Second	B



**3** Floor

Location	Floor	Elevator
3100-3200's	Third	A
3300's, 3400's, 3500's	Third	B
3600's, 3700's, 3800's	Third	C
Coronary Care Unit (CCU)	Third	B
Electrodiagnostics	Third	B
Heart Cath Lab	Third	A
J.L. Bedsole/Rotary Rehabilitation Hospital	Third	C



**4/5** Floor

Location	Floor	Elevator
4100's, 4200's	Fourth	A
4300's, 4400's	Fourth	B
4500's, 4600's	Fourth	A
Medical Intensive Care Unit (MICU)	Fourth	B
5100's, 5200's	Fifth	D
5300's, 5400's	Fifth	A
5500's, 5600's	Fifth	B
Infirmary LTAC Hospital	Fifth	A
Sleep Lab	Fifth	D